


### Nursery

This week in Nursery we have been very lucky to have some tadpoles delivered from Mrs Gould's dad. The children have shown great fascination and we have looked and talked about the life cycle of frogs, drawn amazing pictures and writing.

They have been observing the tadpoles every day looking for changes and on Friday we fed them some cucumber.

The words we have been using are: frogspawn, eggs, tadpole, froglet, frog.



The children also did some observational drawing of an augmented reality frog and really paid attention to detail and created some wonderful masterpieces with Miss Taylor-Foster.

We've planted beanstalks with Miss Fiddes! The children have all started to plant a bean, discuss how to take care of it and then it will be ready to go home to watch it grow. Who

will grow the tallest beanstalk and will there be a magic surprise when it grows?



The children have also been exploring magnets, using words such as repel and attract and attempting to get the metal worms up the long tubes - this has been a good challenge for the children's concentration.

Also this week we have created beautiful blossom trees, large scale mark making, creating collage pictures, using paper clips to match the amount of petals needed on the flowers, going on insect hunts inside and outside the room.



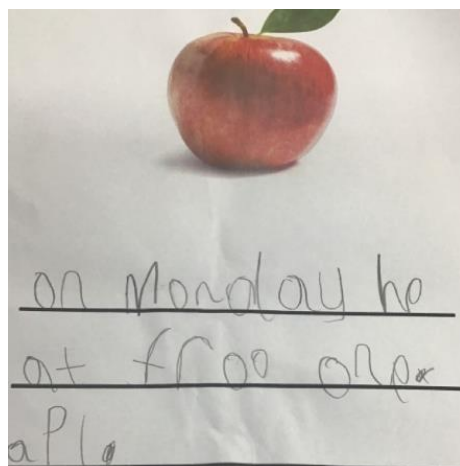
We hope you have a lovely week - I wonder which insects you can see at the weekend?

## Reception (King Class and Parks Class)


This week we have continued our learning on life cycles. The children have enjoyed using the continuous provision in class as this has allowed the children to investigate the life cycle of a frog and butterfly. We have visited nursery who currently have tadpoles to help us understand the stages of a frog's life cycle.



Linked to life cycles, we have started reading our new text 'The Very Hungry Caterpillar' and the children have started writing sentences linked to the book.



During Maths this week, we have started looking at **halving**.





## Year 1 (Bell Class and Windsor Class)


It has been such a busy week in year 1!

We went to Solihull on Wednesday and visited a Synagogue. The children learnt lots about the Jewish faith and the special place of worship, explored different religious artefacts and represented the school beautifully. The teaching team are very proud of all the children in Year 1 for showing such respect.




In Phonics, the focus continues to be preparing for the phonics screen check. Previous papers are being uploaded on Seesaw to enable this support to continue at home as well.

In English, we introduced our new key text 'A Day for Sandcastles' by JonArno Lawson. The children made their own predictions linked to what the book could be about, and we are excited to share the book further next week.



In Maths, the children have been focusing on the skills linked to grouping and sharing as we introduce multiplication and division. We began the week by identifying creating equal groups by grouping, with a shift of skills to sharing to support division.



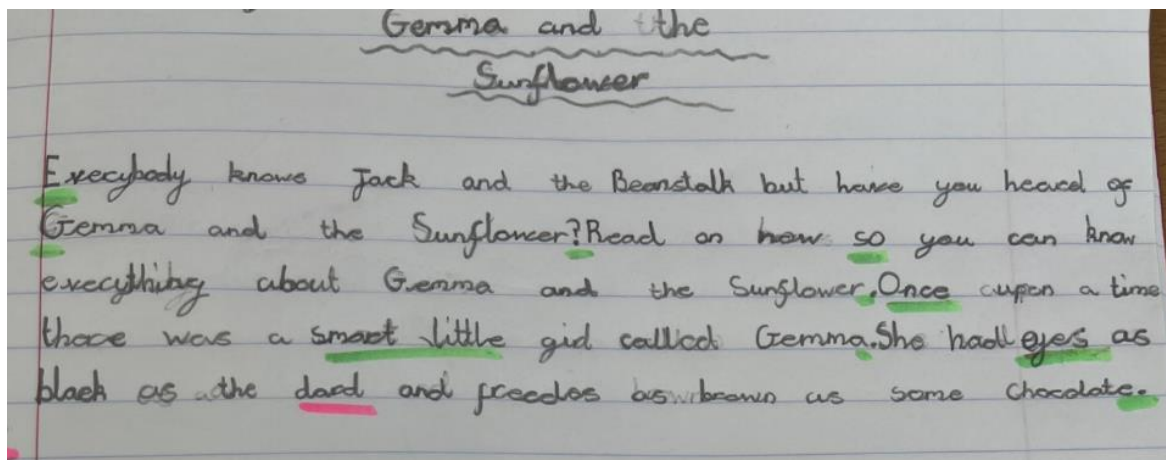
In Design and Technology, the children have begun a new project! Children are learning about mechanisms. They will be focusing on levers and sliders and have started designing their own moving seaside image! Over the next few weeks, these will be created, and the children are excited to share them with you already!

We hope you all have a lovely weekend.

## Year 2 (Braille Class)

Braille Class have had another super week.

In English the children have been writing their own openings to their versions of 'Jim and the Beanstalk.'



In Maths, the children have started their new topic on time and have been telling the time to **the hour** and **half past the hour** by showing the time on their clocks and drawing the time.


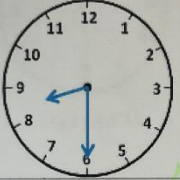

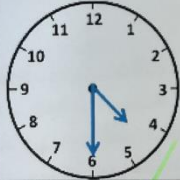


**Skills:**

- 1.) I can know how many minutes are in half an hour.
- 2.) I can understand where the big hand goes when it is half past the hour.
- 3.) I can write the correct times for the clocks shown and draw the hands on the clocks to show the correct time given.

How many minutes are in half an hour? 20 minutes ✓

When the time is half past, which number does the big hand point to?  
6 ✓



Write the correct time underneath each clock. The first one has been done for you.

		
Half past 2	Half past 8 ✓	Half past 9 ✓
		
Half past 4 ✓	Half past 11 ✓	Half past 6 ✓

In History, the children have been learning about the Victorian Period, ready to start our topic all about **The Crimean War**. Here are some examples of their super work.

**Comparing Life in the Victorian Period to Life in Present Day**

See if you can match the information and pictures to the correct place.

	Victorian Period	Present Day
Date:	<u>187-1911</u>	<u>2023</u> ✓
Travel:		 ✓
Jobs:	Rich families were typically landowners or successful businessmen. Poor families struggled to get a work, worked long in hours in factories or coal mines.	There are now many jobs available. While there are still some jobs that pay lower wages, there are also jobs that offer good salaries and opportunities for a career.



### Year 3 (Berners-Lee Class)

It has been another busy and productive week in Berners-Lee!

In English, the pupils have written their newspaper reports informing Italians of the eruption in Pompeii. This is the first time the pupils have written the newspaper report, so at first found it challenging to write in a formal style, however they all did a great job and everyone included lots of **time conjunctions** and **adverbs**.

In Maths, the pupils have learnt to convert between pounds and pence as well as learning to add and subtract money.

In Art, the pupils learnt to make a graffiti tag as our unit this term is Street Art.



In Science, we learnt to identify the bones in the human skeleton and created pasta skeleton diagrams. They had to label the names of the bones and explain if the bones are there to **protect, support** or help us **move**.

In RE, the pupils learnt about God's covenant in the story of Noah. They then created rainbow clouds summarising their learning.




In PSHE, the pupils learnt to challenge **stereotypes**. They looked at different household jobs and they learnt that **all the jobs** could be done by both males and females.



## Year 4 (Hopper Class)

We have started our new prequel story that will be inspired by Beverly Naidoo's story 'Cinderella of the Nile'. The children were able to view the first few sections of the story and use those illustrations to guide their creative thought.



In our Maths this week, we have been learning to rounding to the nearest integer and converting decimals to fractions and vice versa.

Write these fractions as decimals.

$$\begin{array}{ccc} \div 6 & & \div 7 \\ \div 2 \curvearrowright \frac{6}{12} & = & 0.5 \div 4 \curvearrowright \frac{7}{28} \\ & & \frac{1}{2} \\ \div 6 & & \div 7 \\ & & \frac{1}{4} = 0.25 \end{array}$$
$$\begin{array}{ccc} \times 2 & & \times 5 \\ \div 2 \curvearrowright \frac{25}{50} & = & 0.5 \div 4 \curvearrowright \frac{5}{20} \\ & & \frac{50}{100} \\ \times 2 & & \times 5 \\ & & \frac{25}{100} = 0.25 \end{array}$$

In our Science lessons, we have been learning about how high and low pitches are created using by using pan pipes and spotting patterns!





And finally, we have been on our residential to Beaumanor hall and had an absolutely fantastic time!

### **Year 5 (Jackson Class)**

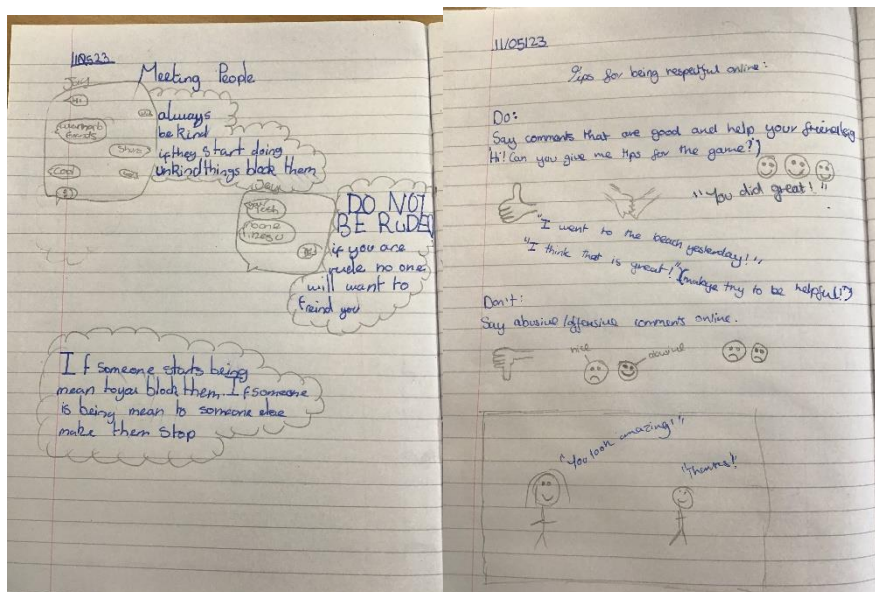
The weeks seem to be flashing past in Year 5 but we are continuing to make excellent progress with our learning, trying new things and pushing ourselves to be the best we can be.

In English this week, we have been busy planning our own legend story ready to write next week. We have looked at and analysed the key features of a narrative story then we have considered our own heroes, villains and settings relevant to our story. We have then outlined our plot and added vocabulary that will make our reader feel a certain way. I am very excited to see the final narratives next week!

In Maths, we have continued with our angle work, learning how to use a protractor to measure and draw different angles accurately. We have then moved onto using our knowledge of full turns and half turns to calculate missing angles around a point and on a straight line.

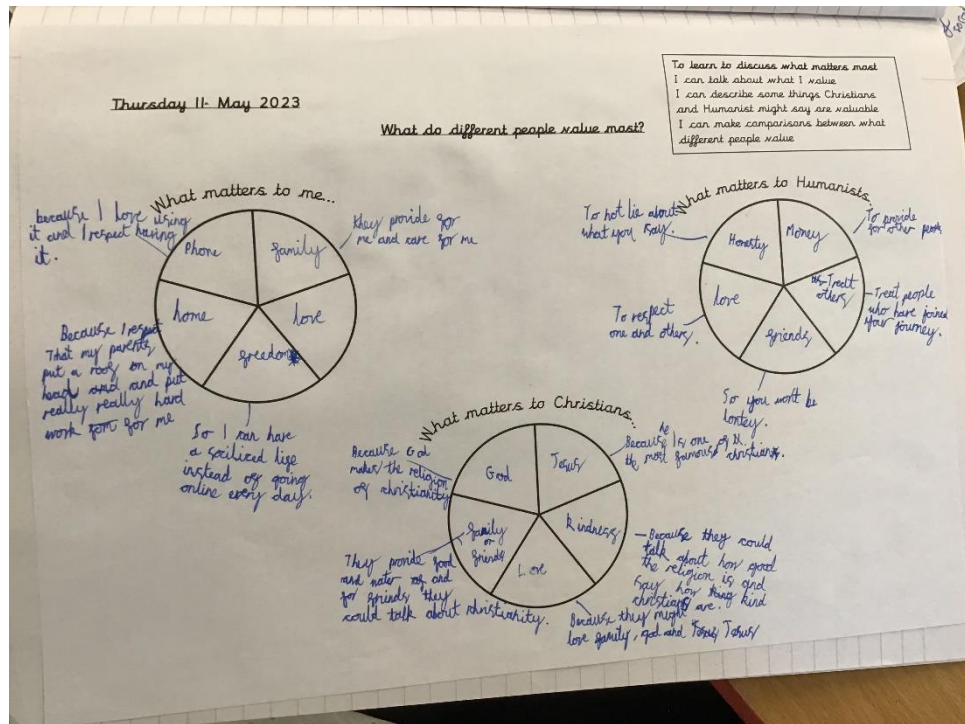


In PSHE this week, we have been learning about what makes a respectful online community and how people should behave to keep the community safe and positive. We learnt what spamming, insulting and flaming are and considered how these could impact somebody on the receiving end. We then used some time to create a mini guide for somebody offering them advice on what they should do to be a respectful member of an online community.



We are continuing to explore Humanism and Christianity in RE and this week we used our previous knowledge of codes for living to work out what a Humanist or Christian would

value the most.




## Year 6 (Gutenberg Class)

It has been one of the more challenging weeks in Gutenberg this week! The long-awaited SATs assessments have now come and gone, and we could not be prouder of what each child has been able to accomplish throughout the week! The amount of grit, determination and resilience they have applied each and every day has blown us away! Even though it has been a slightly different week, we look forward to going back to more of the regular learning over the last two weeks of this half term. But, for now, we hope Year 6 have a restful weekend – they deserve it!

## Other News

**Angels** - This week in angels we have been reflecting on the King's coronation. Together we have begun to create our very own place taking inspiration from Buckingham palace. We have enjoyed painting the castle, drawing Buckingham palace and sharing our coronation weekend experiences.





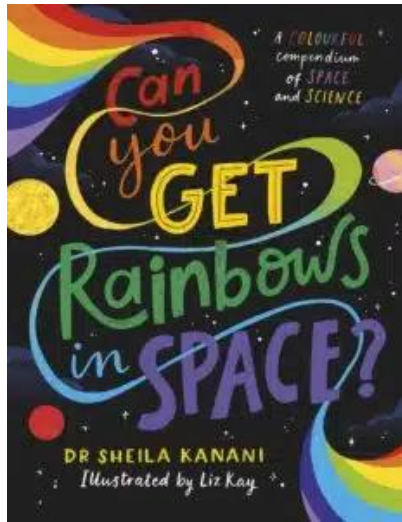
**Gardening club** - have been extremely busy over the last few weeks planting potatoes, carrots and sunflowers. They have also had the challenging task of weeding one of the raised beds so we can plant some wild flowers to create a butterfly garden. The children have loved weeding and have persevered over the last few weeks. Unfortunately though there is still lots more to weed!



**Friends of St Gabriel's** are selling sweet treats outside of school this afternoon!



## Recommended Read



Have you ever wondered why frogs are green? Or if the sun is really yellow? Or maybe why the sea is blue? Well, this colourful science compendium suitable for KS2 may hold the answers! Written by author and astronomer, Dr Sheila Kanani, this fascinating book starts by explaining what colour is and how we see it, before taking us on a journey of big colour questions. Each section is based on a colour of the rainbow (plus some added extras 'beyond the rainbow' such as black, white and fluorescent colours) and, after an introduction to that colour, asks five colour-based questions. Red, for example, explores why blood is red, why Mars is known as the red planet, why flamingos are pink, why some monkeys have red bottoms and why hippo's sweat is red!

## Online Safety

Speaking to your child about their online experiences is a valuable tool to have in your arsenal when keeping children safe online. Make sure to find some time to check in on them and that they feel safe and happy.

## Family Information Service Newsletter

The Family Information Service supports families across Warwickshire with advice and information. You can get in touch with the team by [emailing \[fis@warwickshire.gov.uk\]\(mailto:emailing\_fis@warwickshire.gov.uk\)](mailto:emailing_fis@warwickshire.gov.uk), calling 0800 408 1558 or finding support on [www.warwickshire.gov.uk/childrenandfamilies](http://www.warwickshire.gov.uk/childrenandfamilies).

Each week, the Family Information Service produce a newsletter with useful information for families. Click [here](#) to read this week's newsletter.





### **Celebration Assembly – Friday 19<sup>th</sup> May 2023**

Come join us next week to see work from Reception, Year 2, Year 4 and Year 6.



St Gabriel's CofE Academy, Houlton Way, Houlton, Rugby, CV23 1AN

✉ [office@stgabrielscofeacademy.org](mailto:office@stgabrielscofeacademy.org) ☎ 01788 222405